



## Survivor 7in1 Torch Powerbank 10000

Quick guide

421-09



[www.sandberg.world](http://www.sandberg.world)

### Survivor 7in1 Torch Powerbank 10000

Item no. 421-09      Made in China

Sandberg A/S: Bregnerødvej 133D,  
3460 Birkerød, Denmark

[www.sandberg.world](http://www.sandberg.world)



**Support**

<http://helpdesk.sandberg.world>

**5**

Years  
Warranty

There is a five-year warranty on your Sandberg product. Please read the warranty terms and register your new Sandberg product at [www.sandberg.world/warranty](http://www.sandberg.world/warranty)

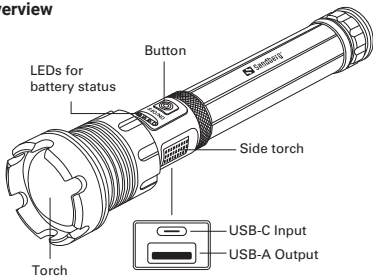


For information on handling electronic waste, see [www.sandberg.world/weee](http://www.sandberg.world/weee)



**NOTE:** For optimal battery performance, we recommend fully discharging and recharging the torch at least once every three months.

## Overview

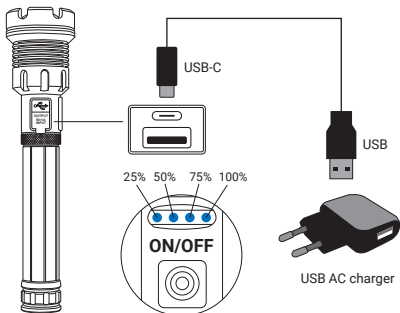


## Accessories:

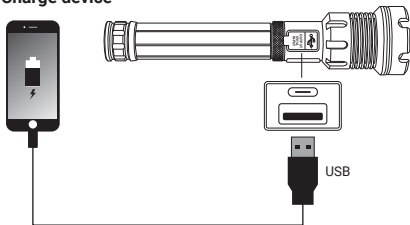


Charge cable USB-A to USB-C

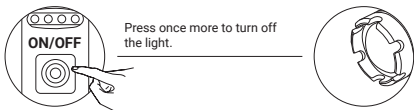
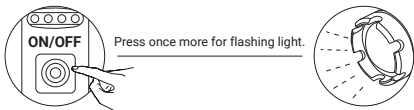
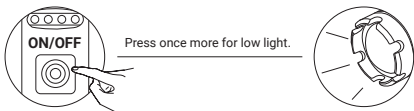
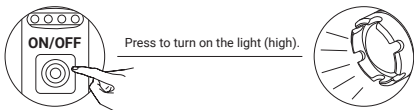
## Charge Torch




**Charge device**



**Torch**



### Side torch



Double press to turn on the light (high).



Press once more for low light.



Press once more for red light.



Press once more for red flashing light.

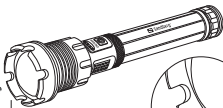


Press once more to turn off the light.



### Emergency tool

Break window



Example of use

